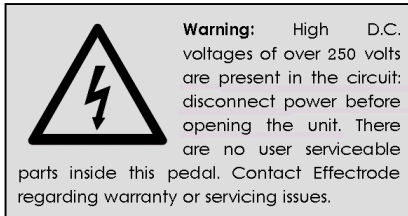


Specifications

- Input impedance: greater than $1M\Omega$
- Output impedance: less than $1K\Omega$
- Controls: Intensity, Speed and Volume
- Features: stagger-tuned capacitors
- Expression pedal: Roland EV-5 or EV-7.
- LED: pulsates with modulation speed for visual song tempo matching.
- L.F.O.: DC (frozen) -10Hz
- Power requirements: 12VDC @ 1Amp
- Dimensions: width 7.5" depth 4.8" height 1.3"
- Weight: 2lb (on Earth); 0.8lbs (on Mars)
- Construction: solid die-cast aluminum box
- Finish: Retro purple powder coat

Tube - Vibe

Owner's Manual



Serial #

TV-5B



12 Broughton Crescent, Barlaston,
Staffs, England. ST12 9DB
www.effectrode.com

Introduction

The *Tube-Vibe™* is a no-compromise re-design of the Shin-Ei Shiftee Uni-Vibe used to create many classic recordings by artists such as Dave Gilmour, Robin Trower and Jimi Hendrix. This innovative effects pedal contains the same four photocells, light bulb and stagger-tuned capacitors as the original Uni-Vibe, however instead of budget transistors it utilises premium vacuum tubes in the pre-amplifier, mixer and phase-shift circuitry. High-quality, audio grade components coupled with this pure tube signal path give the *Tube-Vibe* a velvet richness and dimensional tone which was unattainable with the Uni-Vibe — your guitar tone will remain pristine and intact with no loss of lows or highs. The lamp/photocell driver circuit is capable of extremely smooth sweeps and deep, swampy tones for a powerful and distinct signature vibe sound. The resulting audio quality is outstanding — significantly better than the original Uni-Vibe or any of the modern re-issues!


Thank you for trusting *Effectrode* to be your effects company. We wish you many years of musical enjoyment from this very special, hand-crafted, all-tube pedal.



Phil Taylor — Designer

Tubes

The 12AU7 tube in the *Tube-Vibe* can be swapped with other 9-pin double triode tubes, including 12AT7, 12AX7, 12AY7, etc. These substitutions typically yield higher gain and mild overdrive for a 'Leslie' style growl as well as tonal differences depending on the tube type, manufacturer, etc. Mil-Spec NOS are recommended, if they can be obtained.

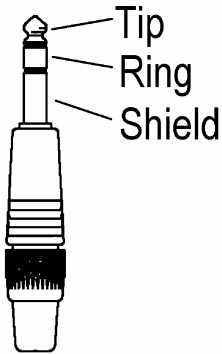


To extend tube life, it is recommended that the unit be allowed to warm-up for at least one minute after being switched on. This is to allow the heater filament in the tube to heat the cathode, which is coated with a layer of barium and strontium oxide. This oxide layer gets torn off the cathode, a process known as cathode stripping, if the cathode has not reached its correct operating temperature. If operated well within their ratings, good quality signal tubes can last 100,000 hours or more: that's well over 11 years of continuous use. If you use your pedal for only 4 hours a day, they should last over 25 years. (We can't warranty tubes for this period, however experience shows that such lifetimes are probable).

Pots

This pedal is fitted with custom manufactured *Omeg* sealed for life potentiometers. These are sealed units so dust cannot enter them and will not dry out so do not require periodic cleaning or lubricating. Also, our unique pot bushing system protects the pot from mechanical damage (i.e. being stepped on!)

Expression pedal input allows the speed of the sweep to be controlled with an expression pedal, such as the Roland EV-5 or EV-7. If using a modified passive volume pedal, the internal potentiometer must have a resistance of in the range of 10K to 250K and should be connected as shown in the figure below.



Tip — wiper (pin2)
Ring - +5V (pin 3)
Shield — GND (pin 1)

External VCO The *Tube-Vibe* modulation speed can also be controlled using an external VCO (voltage controlled oscillator). Voltage range must be 0 to 5 volts.

Controls

Speed knob controls the rate of notch sweep across the audio spectrum. In counter-clockwise positions the modulation rate will be at it's slowest to create a dreamy, swirling and spacious effect. Turning this knob fully counter-clockwise will 'freeze' the sweeping of the notches to produce hollow sounding acoustic timbres. Rotating the knob clockwise produces a progressively deeper, swampy sound simulating a 'Leslie' rotating speaker system.

Intensity knob is used to restrict the sweep of the vibe for more subtle effects. In chorus mode it controls the thickness & throb of the vibe sound. Centering this knob at the 12 o'clock position is good starting point for achieving a classic Uni-Vibe chorus effect. In vibrato mode, it minimizes pitch de-tuning, making the sound more useable (slow vibrato with full sweep produces a seasick sound).

Volume knob sets the output level when the Tube-Vibe is engaged. In the centre 12 o'clock position gain is roughly unity. Turning this control fully clockwise yields a substantial +6dB of gain boost, which allows this pedal to be seamlessly matched and integrated into any rig or studio set-up.


Chorus/Vibrato switch selects between the classic Hendrix/Trower Uni-Vibe chorus (switch 'down') and de-tuning pitch-bend vibrato. (switch 'up')

Classic/Smooth switch selects between the classic, deep Uni-Vibe throb (switch 'up') and smoother, more ethereal chorus voicing (switch 'down').

Internal **Blend** trimmer allows the 'dry' and effectified signals to be mixed in continuously in any proportion for a wide palette of tonal textures. When fully counter-clockwise only 'dry' signal is present and when fully clockwise only effectified signal is present. If the **Blend** trimmer is set near the center 12 o'clock position then the mix of the 'dry' and effectified signals are balanced, producing lush, liquid-chorus Hendrix/Trower sounds. The notch-depth and thus the depth of the vibe can be fine-tuned by adjustment around this center position. Rotating this control counter-clockwise will reduce the vibe depth by decreasing the notch depth.

To access the **Blend** trimmer, first disconnect the power to the pedal, carefully unscrew the six screws underneath the pedal and then remove the base-plate.

Footswitch allows selection between effectified (chorus or vibrato) and non-effectified (dry) signal. Silent true bypass switching ensures there are no 'pops' or thump when engaging the effect and that there is absolutely no loss of tone from your guitar to your amp when the effect is disengaged.



All *Effectrode* pedals feature our innovative **Silent-Switching™** true bypass system, where an active audio circuit minimises the 'pop' or 'thump' when the effect is engaged. Additionally, as a failsafe, the circuitry will always default to bypass if power is interrupted to the pedal ensuring that you can continue to perform. Signals are switched using a precision audio relay with gold-plated contacts for superior tone and performance over multi-pole footswitches, which were not originally designed for constant use or audio signals. The relay also shortens the signal path so that signal is not routed through any internal wiring thus preventing noise contamination.

Note: Many effects pedals degrade the sound quality of electric guitars. For this reason tube amplifier manufacturers often recommend the use of parallel effects loops, instead of series ones. The tube signal path in *Effectrode* pedals is built to demanding audiophile standards to ensure hi-fidelity and signal integrity at all times, with the benefit that your guitar tone always remains pure and intact.